


# Willis-Knighton CANCER CENTER



# 2018 Annual Report



# MESSAGE FROM THE CHAIRMAN



**Robert Nickelson, MD**

Chairman, Cancer Committee | *Willis-Knighton Cancer Center*

**W**illis-Knighton Cancer Center has always been and always will be about putting our patients and their loved ones first. We are always here. As I reflect on 2018, I find it more important than ever to acknowledge anyone who works in the healthcare environment. Every day we are adapting to a dynamic environment, but as we navigate these changes, we all must remember the most important aspect of our care—our patients.

Our patients encourage us every day, and their needs are the first things on our minds when we make any improvement or decision. We look to them for feedback on how we can make our organization better, and they continue to provide us valuable opportunities to improve our care. And this year, our team has not wasted a moment in finding ways to take the inspiration our patients give us and turn it into innovative, individualized, and integrative care.

One achievement for our Cancer Center is that one of our gynecologic oncologists, Dr. Destin Black, hit a milestone. In 2018, she performed her 1,000th robotic surgery. Dr. Black was an early adopter of the robotic technology, using it to help patients in her practice, Gynecological Oncology Associates. We congratulate Dr. Black on this accomplishment and on the excellent care she and her associates provide to patients daily.

We are a multidisciplinary team of board-certified physicians and healthcare professionals. It is my privilege to share clinical excellence highlights over the last year as we continue to focus on quality, safety and value-based healthcare delivery. In calendar year 2018, more than 3,000 new patients from across the Ark-La-Tex and beyond chose Willis-Knighton Cancer Center for their cancer care.

Safety and quality in patient care have remained the most important focus of everything we do. Our clinical team continually meets to discuss ways to improve our practices and to adopt the latest treatments and advances. We provide our patients with access to clinical trials, genetic counseling, and supportive programs.

The Willis-Knighton Cancer Committee has worked hard throughout the year to put together a program that exemplifies our dedicated effort to align with our mission statement: “to continuously improve the health and well-being of the people we serve.”


The Cancer Committee is a multidisciplinary body of medical oncologists, radiation oncologists and surgeons dedicated to cancer treatment, as well as radiologists and pathologists. This team is supported by other specialties, such as physical therapy, nutrition services, social services and spiritual care. Administration and other staff round out our robust program.

I am confident that this report illustrates our ongoing commitment to the community we serve. We continue to have distinguished accreditations, such as the Commission on Cancer of the American College of Surgeons, American College of Radiology, American College of Radiation Oncology and Commission on Accreditation of Medical Physics Educational Programs. The accreditation process provides excellent direction for our center to continue to develop new programs, data collection and process improvement. The benefits of meeting these accreditation standards over the years directly enhances the patient’s experience while at WKCC; furthermore, while improving their survival and quality of life.

This year’s annual report includes an analysis of our cancer statistics, the tumor conferences and news in various treatment options. We continue to have a dedicated cancer conference program that meets every week for general cancer conference, a biweekly breast conference and a weekly hepato-pancreato-biliary conference. These collectively provide a multidisciplinary approach to the care of our patients. Furthermore, the report offers a high-level view of our supportive oncology program, which continues to complement our patients’ treatment for active, progressive or advanced disease. We will keep enhancing our services and coordination of care as we look forward to continued improvement in both delivery of care and improved access for our community.

In the fall of 2018, we rolled out our Low Dose CT Lung Screening Program. We have screened more than 160 patients who qualified. It has been a collaborative effort with our smoking cessation program. Lung cancer takes the lives of more people than any other cancer. It often is aggressive and difficult to diagnose in early stages when treatment could be more effective. The National Lung Screening Trial (NLST), which included more than 53,000 participants, found that low-dose CT scan is more effective than X-ray in identifying early stage cancer in the lungs. Because of this, we joined with our primary care physicians and other local physicians to provide this screening to people with a high risk for lung cancer.

We are thankful for our staff who are here every day, always available when needed to help us provide compassionate and evidence-based care.



*Dr. Robert Nickelson*

# **WILLIS-KNIGHTON CANCER COMMITTEE**

## **2018 Willis-Knighton Cancer Center Committee Members**

These physicians and other health professionals were responsible for promoting a coordinated and multidisciplinary approach to cancer patient management.

---

### **Physician Members**

**Julie Cupp, MD** – Breast Surgeon

**Daniella Dang, MD** – Radiation Oncology Representative

**Jake Wang, MD** – Radiation Oncology Representative Alternate

**Joyce Feagin, MD** – Palliative Care Representative and Cancer Liaison Physician

**Travis Henley, MD** – Radiology

**Maxwell C. McDonald, MD** – Hematology/Oncology Representative

**Tyler Lash, MD** – Hematology/Oncology Representative Alternate

**Nihar Patel, MD** – Hematology/Oncology Representative

**Lane Rosen, MD** – Director, Radiation Oncology

**Gregory Wellman, MD** – GI and Liver Pathology Working Group Chairman

**Robert Nickelson, MD** – Chairman, Cancer Committee

### **Non-Physician Members**

**Brianna Barrow** – Clinical Research Coordinator

**Michele Branch** – American Cancer Society Representative

**Eileen Czerwinski** – Care Manager and Coordinator, Psychosocial Services

**Jennifer Edwards, RN, BSN, OCN** – Survivorship Representative

**Debra Evans, RN** – Oncology Nursing Representative

**Elaine Fisher, RHIT, CTR** – Cancer Registry Representative

**Jennifer Hesser, LPC, LMFT** – Hospice Representative

**Krystal Jeffery, BSRT (R)(T)** – Radiation Oncology Representative & Quality Improvement Coordinator

**Sarah Larson** – Cancer Center Operations Manager and Community Outreach Coordinator

**Jenny Lewis** – Rehabilitation Representative

**Amber Mandino, RHIA, CTR** – Cancer Registry Manager and Cancer Registry Quality Coordinator

**Linda Marion LDN, RD, CSO** – Clinical Oncology Dietitian

**SaraBeth Massey, RHIA, CTR** – Cancer Registry Representative

**Cassie Phillips, CTR** – Cancer Conference Coordinator

**Patricia Thomas, RN** – Patient Care Coordinator, Inpatient Oncology

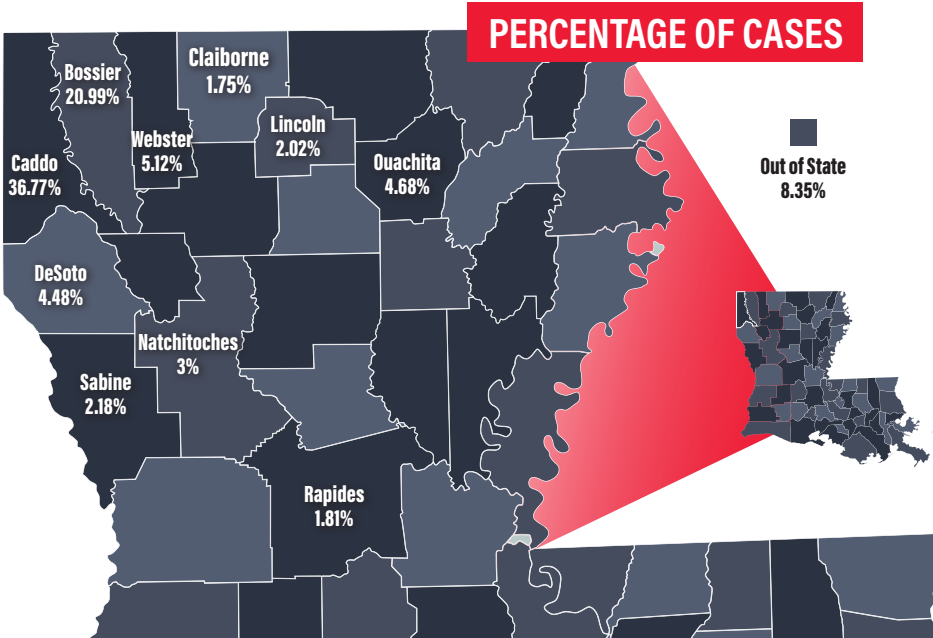
# CANCER REGISTRY

Since cancer is one of the leading causes of death in the U.S., health systems are required to collect data on cancer cases from diagnosis through survivorship to help identify trends and ultimately improve care for patients battling cancer. Many hospitals, including Willis-Knighton, have comprehensive cancer registries to collect this data. Four

tumor registrars on staff collect accurate and complete cancer data on all Willis-Knighton cancer patients. This includes a complete summary of a patient's history, diagnosis, treatment and status throughout his or her life. The data is used to produce statistics on the occurrence of cancer in a defined population and to provide the basis for assessing and

monitoring the impact of cancer on the public. (All registry statistics are from 2017).  
  
The data is used internally and is also reported to local, state and national cancer agencies where it is used in the planning and evaluation of cancer prevention and cancer control programs.

Number of Cases	
Caddo	912
Bossier	519
Out of State	207
Webster	127
Ouachita	116
De Soto	111
Natchitoches	73
Sabine	54
Lincoln	50
Rapides	45



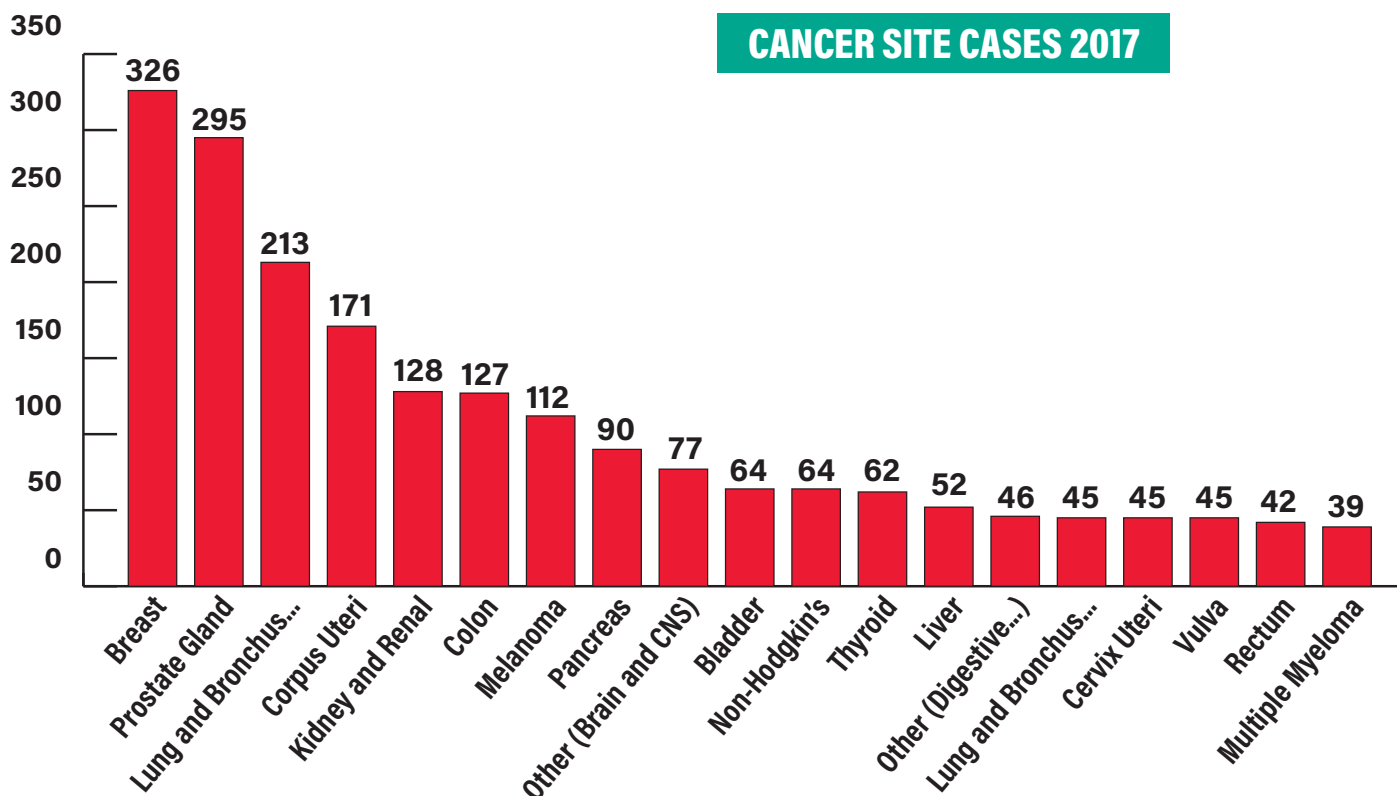
## CANCER SITE CASES 2015 INFOGRAPHIC

Incidence Rates for Selected Cancers by State  
(Per 100,000, age adjusted to the 2000 U.S. Standard Population)  
Rates are based on incidence data for (2010-2014)

■ Men ■ Women

Cancer Type	Louisiana		USA	
	Men	Women	Men	Women
All Sites	557.2	494.8	415.6	419.3
Breast	N/A	N/A	124.1	124.7
Colon and Rectum	54.9	45.2	40	34.3
Lung and Bronchus	87.6	71.3	54.4	52.3
Non-Hodgkin Lymphoma	23.9	22.8	16.6	15.6
Prostate	137.4	109.2	N/A	N/A
Urinary Bladder	32.9	35.5	7.6	8.8





## Cancer Program Practice Profile Reports - CP3R

### Quality Measures-as of May 2019

Willis-Knighton received superior scores using the 2016 CP3R Accountability Measures for the American College of Surgeons Committee on Cancer (CoC) when compared with the CoC Standard and other Louisiana cancer center scores.

WKCC surpassed the CoC expected standard by an average of 6.3% and that of other participating Louisiana cancer center scores by 8.4%

The CP3R measures address appropriateness and timeliness of cancer care in five different categories.	Commission on Cancer Standard (%)	State of Louisiana (%)	Willis-Knighton Cancer Center (%)
Radiation administered within 365 days of diagnosis for women under the age of 70 receiving breast conservation surgery for breast cancer	90	92	96
Combination chemo is considered or administered within 120 days of diagnosis for women under the age of 70 w/AJCC T1cNO, or stage IB-III hormone receptor negative breast cancer	n/a	85	95
Tamoxifen or third generation aromatase inhibitor is considered or administered within 365 days for diagnosis for women with AJCCT1c or IB-III hormone receptor positive breast cancer	90	89	98
Adjuvant chemotherapy is considered or administered within 120 days of diagnosis for patients under the age of 80 with AJCC stage III (lymph node positive) colon cancer	n/a	82	93
Radiation therapy is considered or administered following any mastectomy within 1 year (365 days) of diagnosis of breast cancer for women with >=4 positive regional lymph	90	87	95

# CANCER CONFERENCES

The Willis-Knighton Cancer Center offers several cancer conferences each week. Our conferences are an essential part of our cancer program that provide a multidisciplinary setting to review and discuss the treatment plan for newly diagnosed patients and those with recurrences.

Type of Conferences	Number of Conferences	Number of Cases Presented
General Cancer	41	113
Breast Cancer	22	71
Hepatobiliary Cancer	39	546
Thoracic Cancer	11	56
Total	113	786

Case presentation includes: A review and discussion of the patient history, diagnostic testing, pathology review, and treatment planning. Appropriate staging is discussed for applicable cases. National Comprehensive Cancer Network (NCCN) treatment guidelines are referenced to ensure treatment plans are in line with nationally recognized standards. Clinical trials are reviewed and discussed for applicable cases.

**Our multidisciplinary team includes physicians from:**

Diagnostic radiology  
Medical oncology  
Pathology  
Radiation oncology  
Specialists (Gastroenterology, Pulmonary, Transplant)  
Surgery


**Other health professionals:**

Nurses  
Clinical Research  
Cancer Registrars  
Dietitians  
Genetic Counselors  
Social Workers





# MEDICAL ONCOLOGY AND HEMATOLOGY



**From left: Prakash Peddi, MD; Maxwell C. McDonald, III, MD; Robert A. Nickelson, MD; Anil Veluvolu, MD; Nihar K. Patel, MD; Tyler Lash, MD; Joyce E. Feagin, MD**

**M**edical oncologists specialize in the treatment of cancer primarily through the use of systemic therapy, which includes chemotherapy, targeted therapy and immunotherapy. Unlike surgery and radiation, systemic therapy can travel throughout the body to kill cancer cells. Historically, medical oncologists have used chemotherapy, which are medications that treat cancer. Newer forms of systemic therapy that are also used by the medical oncologists at the Willis-Knighton Cancer Center include targeted therapy and immunotherapy. Targeted therapy includes drugs that target specific molecules on cancer cells to treat cancer more effectively and often with less toxicity than chemotherapy. Immunotherapy drugs are designed to stimulate a patient's immune system to more effectively attach and kill cancer cells, often with remarkable results.

At the Willis-Knighton Cancer Center, the seven medical oncologists are also trained in hematology, the study of blood disorders. They are qualified to treat both benign and malignant blood disorders in addition to treating solid tumor cancers.

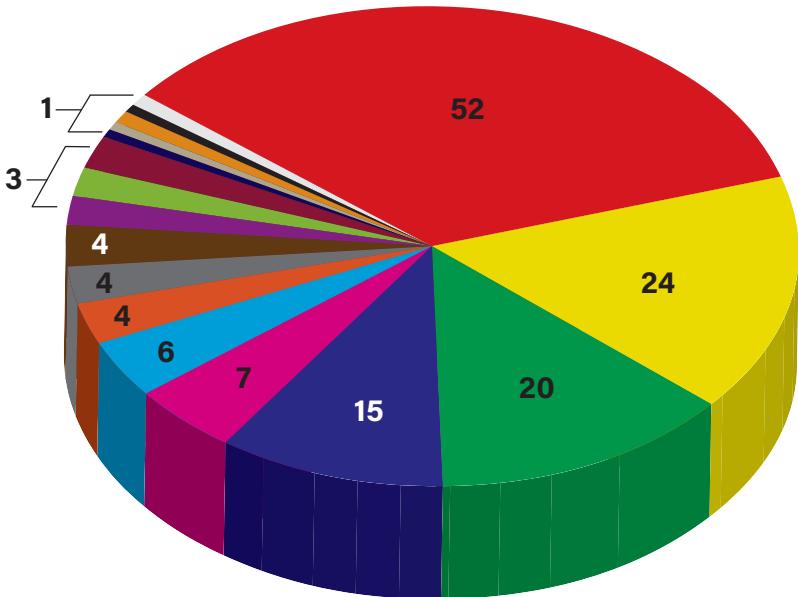
# PROTON THERAPY

Willis-Knighton Cancer Center was the first in the world to offer compact Intensity Modulated Proton Therapy and the first community hospital in the world to offer proton therapy. We broke ground for the proton center in February 2012. Our first patient was treated with proton therapy in September 2014. We are the only location in the state of Louisiana to offer proton therapy.



## 151 PROTON PATIENTS TREATED DURING 2018

- |               |                    |
|---------------|--------------------|
| Abdomen       | Esophagus          |
| Breast        | Lymphoma           |
| Head and Neck | Prostate Bed       |
| Pelvis        | Brain              |
| Sarcoma       | Hodgkin's Lymphoma |
| Anal          | Pediatric Brain    |
| Chest Wall    | Rectal             |
| Lung          | Bladder            |
| Prostate      |                    |





## RADIATION ONCOLOGY

**R**adiation therapy is the use of radiation to kill cancer cells. Radiation interrupts the ability of cells to divide and kills the cell. Cancer cells are normally more sensitive to radiation than healthy cells so fewer healthy cells are damaged during the process. Healthy cells cannot typically tolerate large doses of radiation, however, so treatments are normally spread out over 5 to 8 weeks. This provides enough radiation to kill the cancer cells but allows enough time for healthy cells to recover from the radiation.



From left: Daniella Dang, MD; Jessica Nash, PA-C; Sanford Katz, MD; Lane R. Rosen, MD; Michael Durci, MD; C. Jake Wang, MD, and Heidi Wimberly, PA-C

## MRI SIMULATION FOR RADIATION THERAPY

**I**maging, a critical foundation of radiation therapy, provides information on tumor and organ position. Willis-Knighton has one of the few radiotherapy departments in the United States with a dedicated MRI simulator, which is vital to allowing precise targeting of tumors without depending on less reproducible fused imaging. Our MRI is the second of its kind in the nation.



# TREATING THE WHOLE PERSON

Staff at the Willis-Kington Cancer Center understand that cancer can affect our patients in a multitude of ways. When facing a cancer diagnosis, the patient is affected not only physically with cancer, but also emotionally, socially, spiritually and financially. We are concerned not only with these areas, but we also consider the effect that treatment may have on the patient's loved ones. Coping with cancer is taking care of the whole patient. Thus, our support services center on a holistic approach in assisting patients throughout the treatment process.

*Here are a few ways our support services help.*

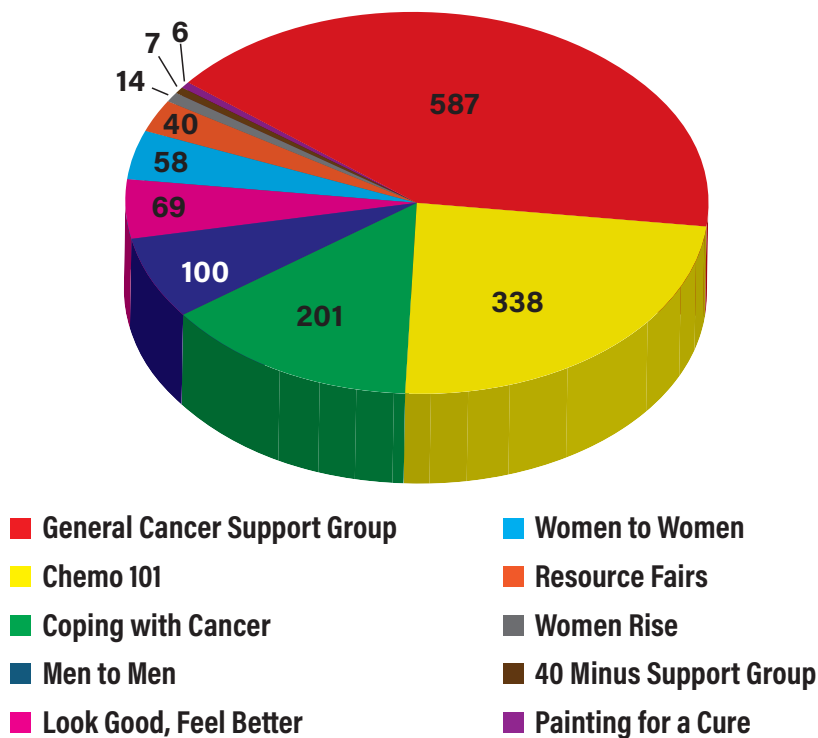
## - Navigation Services

Navigation services are designed to assist patients and their families during their treatment journey. This includes assistance in understanding their diagnoses, available resources, treatment options, and services during their cancer journey. To assist our patients, we offer educational classes such as Chemo 101 and Radiation 101, which help newly diagnosed cancer patients and their loved ones with information specific to diagnosis, treatments, nutrition, resources and side-effect management.

## - Identify Financial Resources

Willis-Kington Cancer Center provides financial assistance and resources to patients through our financial navigators, business office, and care managers. Our financial navigator helps patients apply for and determine eligibility for Willis-Kington's Financial Assistance Program, accessing co-payment assistance, and assistance with the cost of treatment. Other business office services include help connecting with insurance companies and assistance with co-payment of oral drugs. Our care managers assist with financial resources, acting as advocates to help patients locate and access financial resources for cancer treatment. They help educate patients on programs for dealing with employment concerns during treatment, home care resources, and local lodging and transportation services. The Caddo-Bossier

## SUPPORT GROUP AND EDUCATIONAL ATTENDANCE BY PATIENTS 2018



Cancer Foundation League assists patients with gasoline, transportation and lodging. Care managers also share resources such as the American Cancer Society and Susan G. Komen, both of which assist and refer patients to resources to help with out-of-pocket costs.

## - Individual and Family Counseling

Our licensed professional counselor (LPC) can provide free short-term counseling for patients and loved ones. Our counseling services can help patients cope with their diagnoses, changes in their lives and relationships, and grief and loss associated with the treatment process.

## - Support/Educational Groups

Support groups provide patients and their loved ones support throughout their cancer experiences. They discuss challenges faced patients and their loved ones, linking them to others who have been

experienced similar issues. Educational classes offer patients and their families new ways to cope with cancer by addressing topics such as symptom control, stress management techniques, nutritious eating tips, and lifestyle changes that are helpful both during and after treatment.

## - Care Management

Our Care Managers work with patients and their loved ones as partners in their care. Social services are available to assist patients and their families/friends cope with cancer and address any psychological, economic, or social barriers to their treatment. Care managers empower patients by building on strengths, helping patients and caregivers learn self-care, and assisting in coordinating a support network for patients. Social services can provide counseling, resource linkage, advance care planning, support groups and





**Patients and exhibitors connect at the Cancer Center Resource Fair.**

more. Cancer treatment is stressful on many levels. Our care managers help by advocating on behalf of patients and educating them on available resources.

#### **- Nutritional Services**

Cancer treatment can place significant nutritional demands on a patient's body. Nutrition is an important part of cancer care, even if the patient chooses not to have further treatment. If a patient can only consume small amounts at a time, eating more frequent meals can help them feel stronger and have more energy. Patient choice and maintaining quality of life are priorities. A registered dietitian nutritionist with certification as a specialist in oncology nutrition is available to help provide appropriate nutrition education and help with nutritional problems. In addition, oral nutrition supplement coupons and/or samples are provided, based on need.

#### **- Cancer Resource Library**

Our library offers informational resources such as books, pamphlets and flyers on various cancer related topics. Cancer Center staff can assist with researching specific materials and information via the internet and referrals.

#### **- Cancer Center Resource Fair**

The Cancer Center Resource Fair is a one-stop event for patients and their loved ones where they can obtain information and ask questions about services offered at the Cancer Center. Exhibitors come from the health system's departments as well as the from local community resources.

#### **- Assist with Advance Care Planning**

Advance care planning involves communication of information about a patient's diagnosis, treatment options, life goals, values and wishes. Advance care planning ensures that patients have a voice

in the future of their care. Care managers assist patients and their loved ones in advance care planning discussions and help them complete legal documents such as the living will and the medical power of attorney that make the patient's values and wishes known. Our care managers assist patients through the process, educate patients on their options, and answer their questions.

#### **- Survivorship Services**

This program connects with patients who have completed chemotherapy and/or radiation with a personalized treatment summary and follow-up care plan. Staff provide education regarding symptoms of recurrence or new cancers, late and long-term side effects of treatments, and health wellness and screenings. Patients are connected to resources and receive help transitioning care as patients return their primary care physicians.

# PARTNERSHIPS

## American Cancer Society

The American Cancer Society and Willis-Knighton partner to provide services, information and programs for cancer patients. The American Cancer Society plays an important role to the hospital social workers. ACS partners with local hotels to provide free hotel nights for cancer patients who live 40 miles or more from treatment, lessening the burden of daily drives. The Road to Recovery Program is a volunteer program where volunteer drivers offer free rides to and from treatment if patients do not have transportation. Along with local services, ACS provides free Personal Health Manager folders so that patients can keep all their information about their treatment in one place.

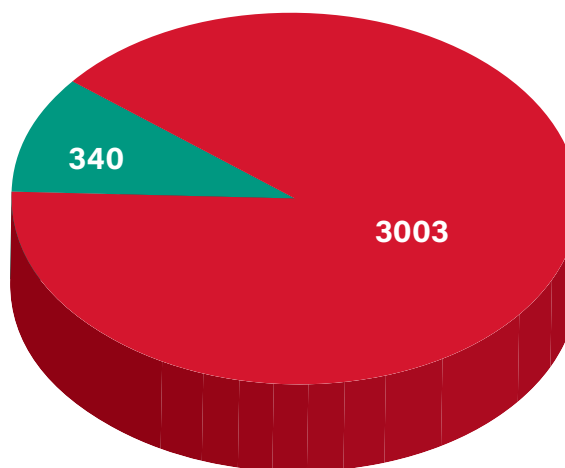
## Caddo-Bossier Cancer Foundation League

The Caddo-Bossier Cancer Foundation League, a nonprofit 501c3 organization, was established in 2011 by local cancer survivors who understand the emotional and financial issues faced by those dealing with this devastating disease. The foundation operates on a totally volunteer basis and depends on financial support from people and organizations in the community. Ninety-six percent of the proceeds go directly to providing services for patients.

In the past six years, the league has provided more than 14,000 gas cards to patients from Arkansas, Louisiana, Texas and as far away as Florida, 350 bus passes, 1,600 taxi vouchers and 850 nights of lodging. These services, and more, make it possible for patients to reach their appointments and receive vital treatment. Each year more than 500 cancer patients receive this support, and the need continues to grow. More than \$90,000 in services are provided annually.



## PARTNERSHIP (PATIENT) REFERRALS 2018



■ Caddo-Bossier Cancer Foundation League ■ American Cancer Society



# PATIENT TESTIMONIALS



(left) JoAnn Witkowski helps fellow cancer patient Michelle Atkins at the Cancer Center Wig Boutique

## Joann Witkowski

When I was first diagnosed with Multiple Myeloma, I had no idea what I was facing. I didn't know what this disease was or what it meant much less what I was in for.

I started the chemo process here in Shreveport at the Willis-Knighton Cancer Center with my oncologist, Dr. Joyce Feagin. I was put on dialysis because of kidney failure, which was devastating in itself.

I never thought about how losing my hair would affect me, but it did. As a woman

who prides herself in looking my best at all times, I was devastated and I felt so unattractive. Then, I was told about the Look Good Feel Better program where I could get a nice wig and make-up, too, which was very important to me. I went to the session with a scarf on my head to conceal my baldness. After putting on the makeup that was provided, I then went in search of a wig at the wig boutique in the Cancer Center's social services department where the class was being held. I looked for a wig that was close to my own hair color and a style that I thought I would look good in. I took off my scarf and put the wig on. Not only did it make me feel

instantly better about myself, but everyone in the room was as excited as I was. It was truly an empowering moment for me as I then knew that I could at least look good while going through the cancer treatments and know that I could possibly help someone else to see they could do it too.

The services at the Willis-Knighton Cancer Center's social services department, including the make-up classes and wigs provided at their boutique, helped me feel better about myself, which is so important to any woman.

## Michelle Jackson-Adkins

I would love to express how thankful I am that the Willis-Knighton Cancer Center offers services such as those found in the Wig Boutique. Cancer takes away so much. Wigs are one way a woman can still have and express her femininity. How a woman views and presents herself is very important to both her well-being and self-esteem.

Having this opportunity gave me so much joy. This experience showed me that even through this difficult process there were individuals who cared, which is something you want while on your cancer journey. The social workers informed me of the many services offered at the Willis-Knighton Cancer Center. I chose to try on some wigs from the Cancer Center's Wig Boutique. Jo Ann was a wonderful support

as she encouraged me in choosing a wig. I would not exchange this experience for anything.

I now see how the items offered at the Wig Boutique can help women go through what might be one of the most difficult times of their lives. I know it helped me! Thank you again Willis-Knighton Cancer Center for your thoughtfulness.



# ANNUAL BREAST CANCER SYMPOSIUM

**W**illis-Knighton Cancer Center (WKCC) holds a Breast Cancer Symposium annually. In 2018 the symposium targeted primary care healthcare providers. These specialists play an important role in cancer screening and early detection, and they are increasingly recognized for their follow-up care of cancer survivors. Despite the increases of cancer incidences and the burden of care, there is a shortage of information about primary healthcare providers' involvement in the treatment phase of cancer care. These specialists are often the first step at assessing the patients' preferences for treatment and helping them decide potential treatment pathways such as surgery. This year's symposium addressed breast health essentials to provide these specialists with tools for discussions on a variety of topics. These included: surgical options, benign breast disease, screening recommendations, genetic screening, radiation and basics of radiotherapy, standards in breast conservation and post-mastectomy radiotherapy, and a review or new radiotherapy technologies to treat breast cancer.




**Lane Rosen, MD, addresses the 2018 Breast Cancer Symposium.**



**Healthcare providers from across the region attend the 2018 Breast Cancer Symposium.**



# MEDICAL PHYSICS AT WILLIS-KNIGHTON CANCER CENTER



**Gwen Chen, PhD, DABR, medical physicist; Nick Marsh, MS, medical physics resident; Percy Nebah, MS, medical physics resident; Terry Wu, PhD, DABR, chief physicist; Matthew Maynard, PhD, DABR, medical physicist; Joseph Syh, PhD, DABR, medical physicist; Joseph P. Dugas, PhD, DABR, medical physicist and medical physics residency director**

Every patient who comes through the department of radiation oncology at Willis-Knighton Cancer Center (WKCC) has a medical physicist involved with his or her care. Radiation therapy medical physicists are experts who apply their specialized technical and scientific backgrounds towards the care and treatment of patients needing radiation therapy. They normally hold a PhD or master's degree in physics or engineering, have completed a two-to three-year clinical residency, and are nationally certified by the American Board of Radiology. For most patients, the medical physicist's involvement occurs behind the scenes as they perform reviews of treatment plans or routinely test the radiation-producing machines used for treatment. However, for certain patients and procedures,

the medical physicist is involved in the patient's daily care in a more hands-on fashion. Examples of this are assisting in patient simulation, positioning, treatment planning, and treatment delivery. One key aspect of a medical physicist's role is consultation with the radiation oncologist, providing technical input on unique or challenging cases and helping to determine the best course of action for the patient. In all circumstances, a medical physicist's main responsibility is to help ensure the accurate delivery of radiation treatments to every patient, every day.


The Department of Radiation Oncology at Willis-Knighton Cancer Center is staffed by five PhD physicists and two physics residents. The department also has three full-time medical dosimetrists,

professionals with knowledge of the overall characteristics and clinical relevance of radiation oncology treatment machines and equipment. Dosimetrists also have the education and expertise necessary to generate radiation dose distributions and dose calculations, known as treatment plans. They do this on highly advanced radiation treatment planning computer systems in collaboration with the medical physicist and radiation oncologist.

Clinical patient care is the primary focus of both the dosimetrists and the physicists at WKCC. However, in 2018 they were also involved in several education and research projects geared toward improving clinical practice and implementing cutting-edge clinical technology. One educational project of note was the introduction of a

# MEDICAL PHYSICS AT WILLIS-KNIGHTON CANCER CENTER

*continued*



**Dosimetrists from left: Chris Henry, BS, RT(R)(CT), CMD; Megan Rodrigues, BS, CMD; Joseph Brocato, BS, RT(R)(T), CMD**

Radiation 101 course to teach our patients what to expect when undergoing radiation therapy. Among their research projects was one evaluating the safety and feasibility of using proton therapy to treat patients with implantable cardiac devices using Willis-Knighton's ProteusONE® proton therapy system and another that developed

an algorithm to perform independent secondary monitor unit calculations for proton therapy treatments. A submission by members of the cancer center's medical physics group was selected to receive the prestigious Journal of Applied Clinical Medical Physics George Starkschall Award of Excellence for Outstanding Radiation

Oncology Physics Article published in 2018. Their article, "Commissioning of the world's first compact pencil-beam scanning proton therapy system," was published in the Journal of Applied Clinical Medical Physics, (JACMP 19(1), 94 - 105 (2018)).



# THE IMPORTANCE OF CLINICAL TRIALS



**From left: Yolanda Burnom, clinical trials coordinator; Stacy Moss, clinical research coordinator; Briana Barrow McCollough, manager of clinical trials**

**S**taff at the Willis-Knighton Cancer Center understand that today's clinical trials may result in tomorrow's medicine. Studying how new treatments work in a representative group of people with cancer ultimately results in more and improved options for everyone, which helps people live longer and better lives with cancer. Clinical trials participants receive the best available standard of care and may have access to the very newest treatment approaches. In cancer clinical trials, patients are never given a placebo instead of an effective standard treatment. In fact, placebos are rarely used in cancer treatment clinical trials. Placebos are only used when there is no standard treatment or in a clinical trial that compares standard treatment plus a new treatment against

standard treatment plus a placebo. Patients in cancer treatment trials receive either a new treatment, a combination of treatments, or the treatment that is currently considered the best available proven treatment. A clinical trial patient will NEVER be treated with less than the standard of care.

Clinical trials offer an important treatment option for people affected by cancer. The results of these research studies determine whether new treatments are approved for prescribing by doctors for patients outside of clinical trials. In the United States, the Food & Drug Administration (FDA) regulates them and makes this approval decision. Institutional review board (IRB) composed of doctors, researchers, and

community members ensures that the clinical trial is ethical, and that the rights and welfare of the patients who take part are protected.

Participating in clinical trials contributes to the knowledge about whether new cancer treatments are safe and effective and work better than the current treatments. In doing so, new cancer treatments and other medical approaches are developed through the results of these clinical trials. They provide a great opportunity to gain access to cutting-edge treatments and further the advancement of cancer research. Clinical trials are also vital for adding to medical knowledge that can improve the care given to patients.

# THE IMPORTANCE OF CLINICAL TRIALS

*continued*

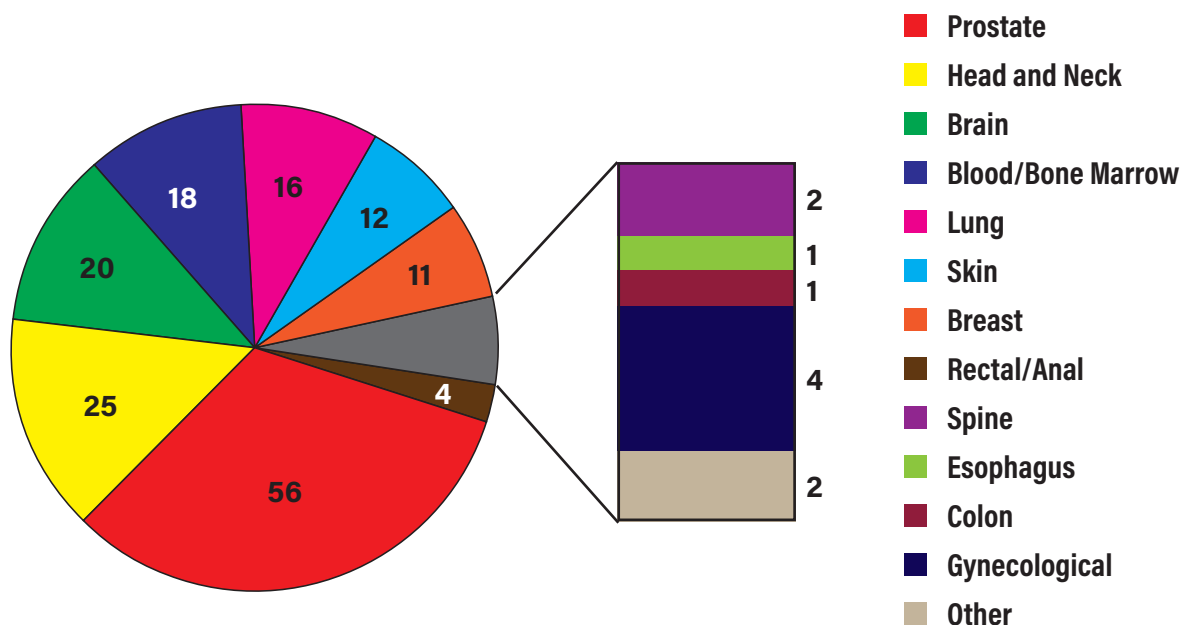
Today, patients are living longer from successful cancer treatments that are the results of past clinical trials. This ultimately results in improved patient outcomes and survival rates. Tens of thousands of people are helped each year because they decided to take part in a clinical research trial, along with millions of others that benefit from what is learned from those clinical trials.

Our cancer center participates in numerous clinical trials, both national and international, providing patients access to high-quality research studies closer to home. During 2018 we offered 27 clinical research trials to our patients being treated for: prostate, breast, lung, brain, head and neck, rectal/anal, skin, myelomas, lymphomas, as well as various gynecologic, leukemias and proliferative disorder cancers.

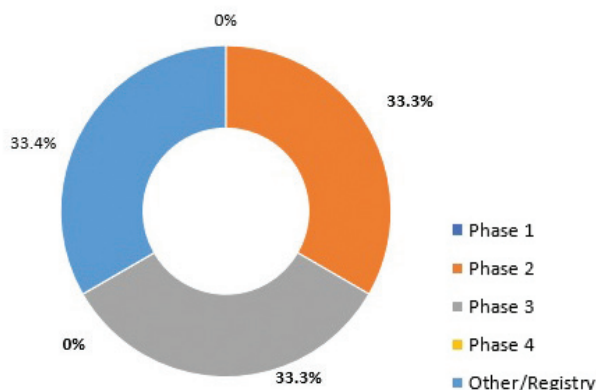
Our research initiative reinforces Willis-Knighton's commitment to providing our physicians and patients with the most current treatment alternatives.

To learn more about clinical research offered at Willis-Knighton Cancer Center, call (318) 212-8671 or visit [www.wkhs.com/Cancer/Cancer-Treatment-Services/Clinical-Trials](http://www.wkhs.com/Cancer/Cancer-Treatment-Services/Clinical-Trials)

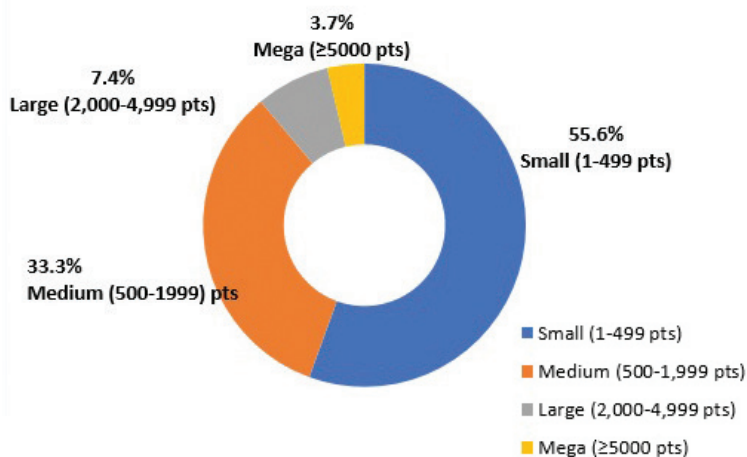
## CLINICAL TRIAL ENROLLEES BY SITE 2018



## CLINICAL TRIALS BY PHASE




## CLINICAL TRIALS BY SIZE





# GYNECOLOGIC ONCOLOGY



From left: Destin Black, MD; Debra Cline, MD and K.Leslie Dean, MD

A gynecologic oncologist is a surgeon who specializes in the diagnosis, treatment and surgery for women with cancers of the female reproductive system as well as the external female anatomy. Destin Black, MD, completed a residency in obstetrics and gynecology and a fellowship in gynecologic oncology.

Debra Cline MD, spent many years as an obstetrician-gynecologist and is currently a gynecologic surgeon who performs surgery on a wide range of benign but complex cases and within the practice she sees cancer patients for ongoing care.

Gynecologic Oncology Associates welcomed Dr. Leslie Dean to the practice in June 2018. Dr. Dean is a gynecologic surgeon performing surgery on patients with benign conditions and also spent several years in obstetrics-gynecology. Dr. Dean sees patients for ongoing care after surgery or treatment for their cancer condition. She also serves on multiple committees within Willis-Knighton Health System.

Each physician is board certified and fully trained in surgery including robotic assisted surgery.

Drs. Black, Cline and Dean are members of multiple gynecologic and gynecologic oncology committees and participate in multiple community outreach programs focused on women of all ages to provide awareness and education of gynecologic cancers. Dr. Black leads many lectures for residents and medical students. All three surgeons currently participate in residents support medical resident training allowing them to assist in the operating room and clinic. Each physician continues their education and increases their knowledge in their specialty including women's sexual health, smoking cessation and counseling and management of cancer diagnoses.



## TELEPHONE DIRECTORY

Medical Oncology.....	(318) 212-8620
Radiation Oncology.....	(318) 212-4639
Gynecologic Oncology.....	(318) 212-8727
Genetic Counseling.....	(318) 212-6214
Psychosocial Services .....	(318) 212-8026
Clinical Trials.....	(318) 212-8671
American Cancer Society.....	(800) 227-2345
Susan G. Komen Northwest Louisiana.....	(318) 220-7050

[www.wkhs.com/cancer](http://www.wkhs.com/cancer)